












TUBULAR-S

| | |
|--------------|--|
| Item code | 86.SD01.4343.02 |
| Product type | Indoor |
| Category | Surface Downlights |
| Family | TUBULAR-S |
| Pictograms |          |

| | |
|-------------------------|-------------|
| Dimensions | |
| Product dimensions (mm) | Ø140X162 mm |

Scheme



| | |
|----------------------------|---------------|
| Product | |
| Real power (W) | 40 |
| Real luminous flux (Lm) | 3200 |
| Luminous efficiency (Lm/W) | 80 |
| Beam angle (°) | 60 |
| Life time (h) | 50000h L80B10 |
| IP | IP65 |
| Control gear | DALI |
| Colour temperature (K) | 3000 |
| Colour consistency (SDCM) | SDCM<3 |
| CRI | 80 |